




# ***LED Mounting Channels***

---

## Product Catalog



# Aluminum Mounting Channels To Enhance Your LED Lighting Design



## Versatility

Compatible with a wide range of flexible LED strips for commercial and residential applications.



## Durability

High-quality extruded aluminum channels ensure resistance to wear and tear over time.



## Customizable

Channels can be cut to specific sizes and angles to provide flexibility in your design.

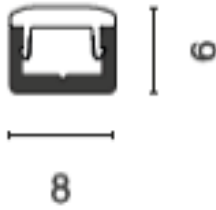
## Endless Possibilities

Specialty Lighting's aluminum channels can be mounted recessed, surface, corner, or suspended. Components are sold individually, or select a channel + LED strip, and we will build to your specifications (including wiring, etc.).

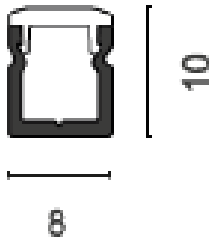
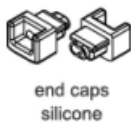
Our goal is to simplify your job.



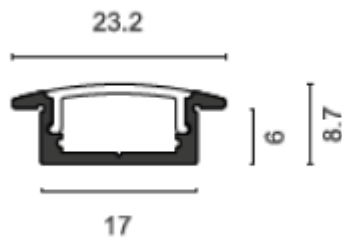
## Aluminum Channels



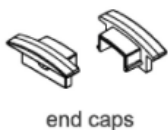
**Model:** TLA -6  
**Dimensions:** L2500 x W8 x H6 mm  
**Light Source Width:** 6 mm  
**Material:** anodized aluminum  
**Installation:** surface/recessed



**Model:** TLA -7  
**Dimensions:** L2500 x W8 x H10 mm  
**Light Source Width:** 6 mm  
**Material:** anodized aluminum  
**Installation:** surface/recessed

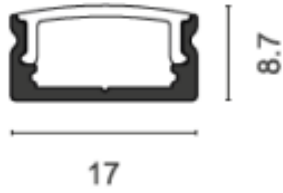


**Model:** ILA -8  
**Dimensions:** L2500 x W23.2 x H8.7 mm  
**Light Source Width:** 6 mm  
**Material:** anodized aluminum  
**Installation:** recessed





## Aluminum Channels



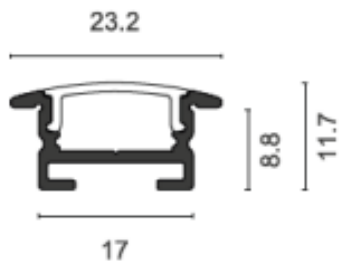
**Model:** TLA -8  
**Dimensions:** L2500 x W17 x H8.7 mm  
**Light Source Width:** 12.4 mm  
**Material:** anodized aluminum  
**Installation:** surface



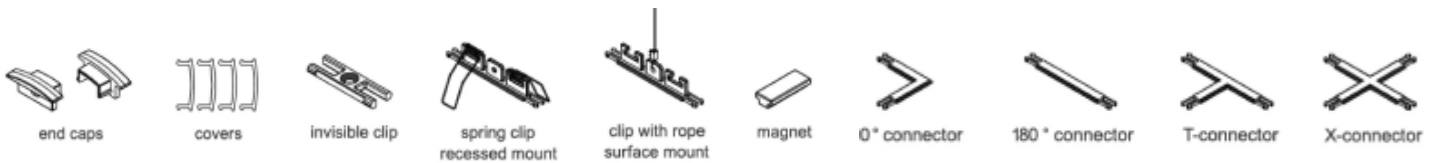
end caps

covers

clip



**Model:** ILA -11  
**Dimensions:** L2500 x W23.2 x H11.7 mm  
**Light Source Width:** 12.4 mm  
**Material:** anodized aluminum  
**Installation:** surface



end caps

covers

invisible clip

spring clip recessed mount

clip with rope surface mount

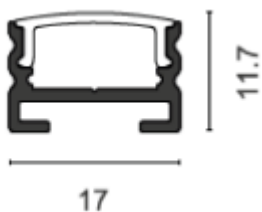
magnet

0° connector

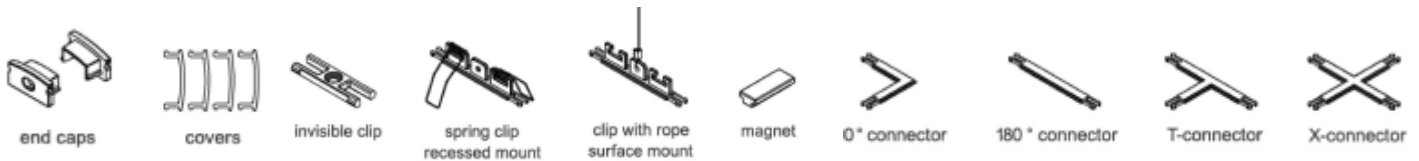
180° connector

T-connector

X-connector



**Model:** TLA -11  
**Dimensions:** L2500 x W17 x H11.7 mm  
**Light Source Width:** 12.4 mm  
**Material:** anodized aluminum  
**Installation:** surface



end caps

covers

invisible clip

spring clip recessed mount

clip with rope surface mount

magnet

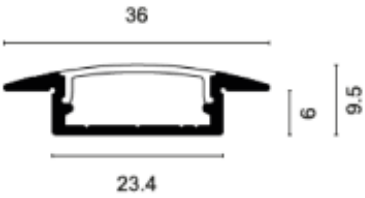
0° connector

180° connector

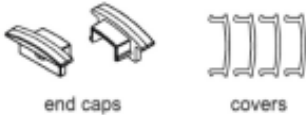
T-connector

X-connector

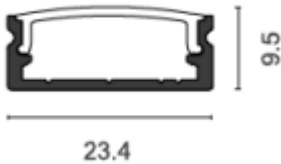
# Aluminum Channels



**Model:** ILA -10  
**Dimensions:** L2500 x W36 x H9.5 mm  
**Light Source Width:** 20 mm  
**Material:** anodized aluminum  
**Installation:** recessed



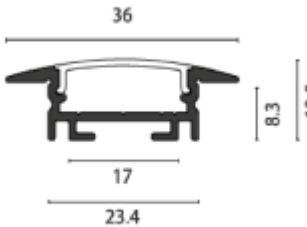
end caps covers



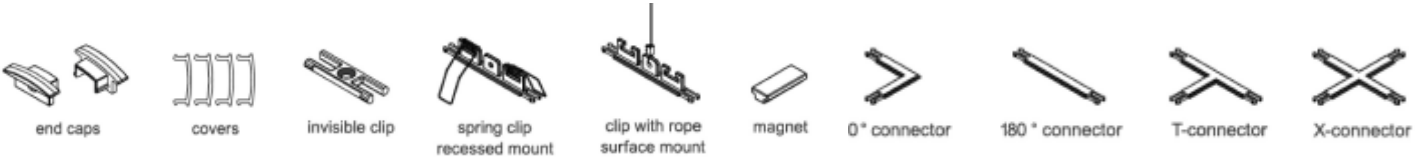
**Model:** TLA -10  
**Dimensions:** L2500 x W23.4 x H9.5 mm  
**Light Source Width:** 20 mm  
**Material:** anodized aluminum  
**Installation:** surface



end caps covers clip

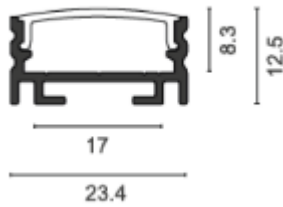


**Model:** ILA -12  
**Dimensions:** L2500 x W36 x H12.5  
**Light Source Width:** 20 mm  
**Material:** anodized aluminum  
**Installation:** recessed

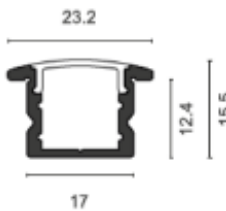
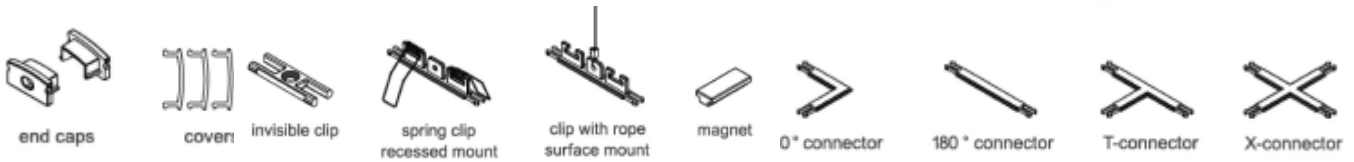


end caps covers invisible clip spring clip recessed mount clip with rope surface mount magnet 0° connector 180° connector T-connector X-connector

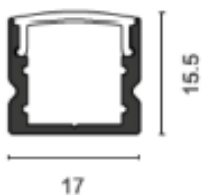
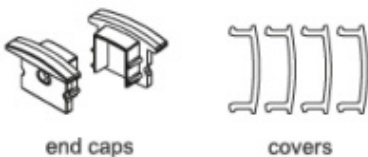
## Aluminum Channels



**Model:** TLA -12  
**Dimensions:** L2500 x W23.4 x H9.5 mm  
**Light Source Width:** 20 mm  
**Material:** anodized aluminum  
**Installation:** recessed



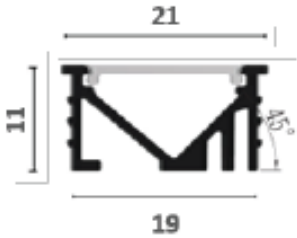
**Model:** ILA -15  
**Dimensions:** L2500 x W23.2 x H15.5 mm  
**Light Source Width:** 12.4 mm  
**Material:** anodized aluminum  
**Installation:** recessed



**Model:** TLA -15  
**Dimensions:** L2500 x W17 x H15.5 mm  
**Light Source Width:** 12.4 mm  
**Material:** anodized aluminum  
**Installation:** surface



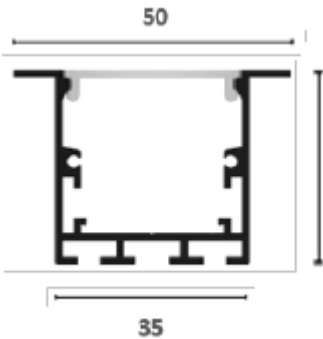
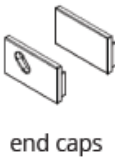
# Aluminum Channels



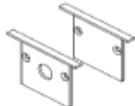
**Model:** ILA -16  
**Dimensions:** L2500 x W21 x H11 mm  
**Light Source Width:** 11 mm  
**Material:** anodized aluminum  
**Installation:** recessed




**Model:** TLA -16  
**Dimensions:** L2500 x W19 x H11 mm  
**Light Source Width:** 11 mm  
**Material:** anodized aluminum  
**Installation:** recessed



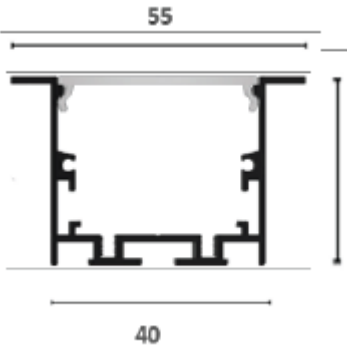
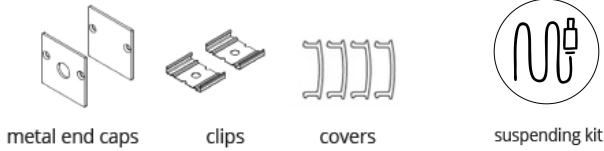
**Model:** ILA -35  
**Dimensions:** L2500 x W50 x H35 mm  
**Light Source Width:** 25.8 mm  
**Material:** anodized aluminum  
**Installation:** recessed



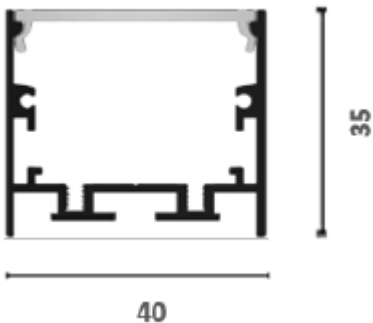
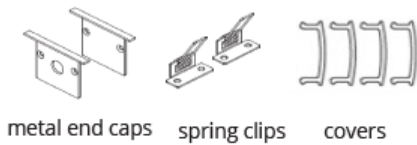
## Aluminum Channels



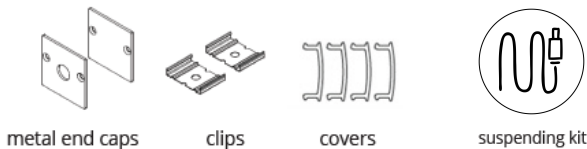
**Model:** TLA-35  
**Dimensions:** L2500 x W35 x H35 mm  
**Light Source Width:** 25.8 mm  
**Material:** anodized aluminum  
**Installation:** surface / suspending



**Model:** ILA-40  
**Dimensions:** L3000 x W55 x H35 mm  
**Light Source Width:** 30.8 mm  
**Material:** anodized aluminum  
**Installation:** recessed

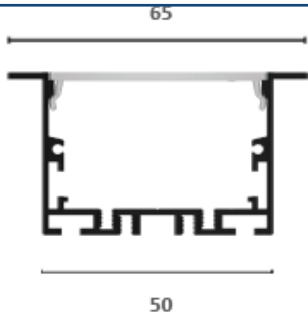


**Model:** TLA-40  
**Dimensions:** L3000 x W40 x H35 mm  
**Light Source Width:** 30.8 mm  
**Material:** anodized aluminum  
**Installation:** surface / suspending





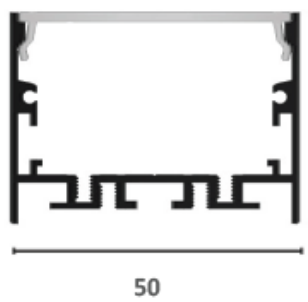
## Aluminum Channels



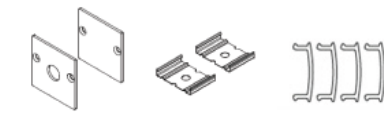
**Model:** ILA-50  
**Dimensions:** L3000 x W65 x H35 mm  
**Light Source Width:** 38.8 mm  
**Material:** anodized aluminum  
**Installation:** recessed



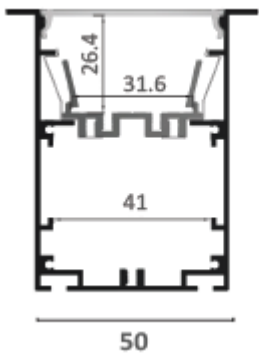
metal end caps   spring clips   covers



**Model:** TLA-50  
**Dimensions:** L3000 x W50 x H35 mm  
**Light Source Width:** 30.8 mm  
**Material:** anodized aluminum  
**Installation:** surface / suspending



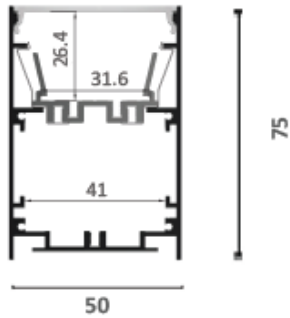
metal end caps   clips   covers    suspending kit



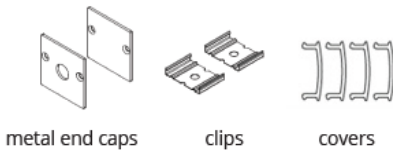
**Model:** ILA-65  
**Dimensions:** L3000 x W65 x H76 mm  
**Light Source Width:** 31.6 mm  
**Material:** anodized aluminum  
**Installation:** recessed



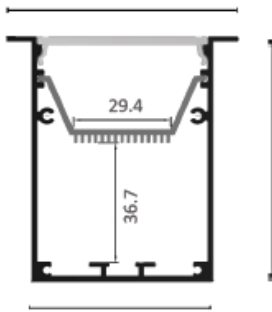
metal end caps   spring clips   covers



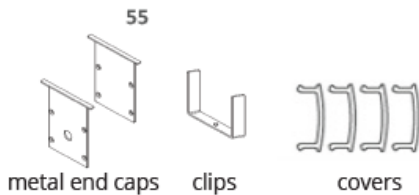
**Model:** TLA-65  
**Dimensions:** L3000 x W50 x H75 mm  
**Light Source Width:** 31.6 mm  
**Material:** anodized aluminum  
**Installation:** surface



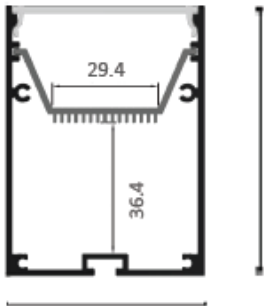
70



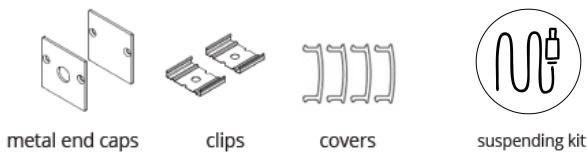
**Model:** ILA-75  
**Dimensions:** L3000 x W70 x H75 mm  
**Light Source Width:** 29.4 mm  
**Material:** anodized aluminum  
**Installation:** recessed



55

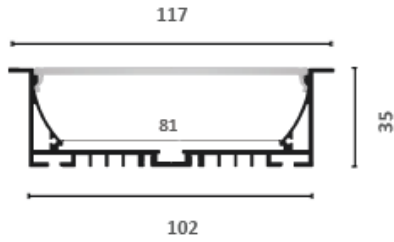


**Model:** TLA-75  
**Dimensions:** L3000 x W50 x H35 mm  
**Light Source Width:** 30.8 mm  
**Material:** anodized aluminum  
**Installation:** surface / suspending

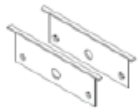


55

## Aluminum Channels



**Model:** ILA-100  
**Dimensions:** L3000 x W117 x H35 mm  
**Light Source Width:** 81 mm  
**Material:** anodized aluminum  
**Installation:** recessed



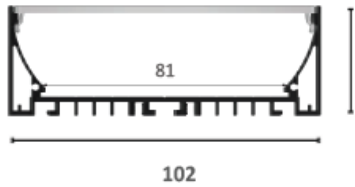
metal end caps



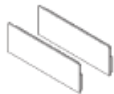
clips



covers



**Model:** TLA-100  
**Dimensions:** L3000 x W102 x H35 mm  
**Light Source Width:** 81 mm  
**Material:** anodized aluminum  
**Installation:** surface/suspended



metal end caps



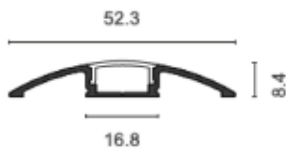
clips




covers



suspending kit



**Model:** FLA-9  
**Dimensions:** L2500 x W52.3 x H8.4 mm  
**Light Source Width:** 12.2 mm  
**Material:** anodized aluminum  
**Installation:** surface

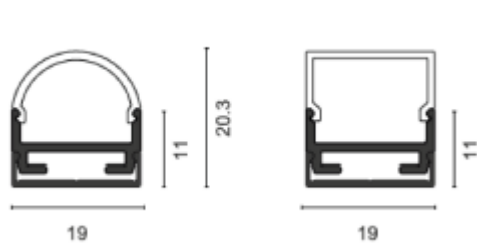


end caps

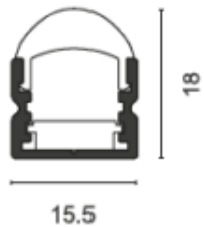
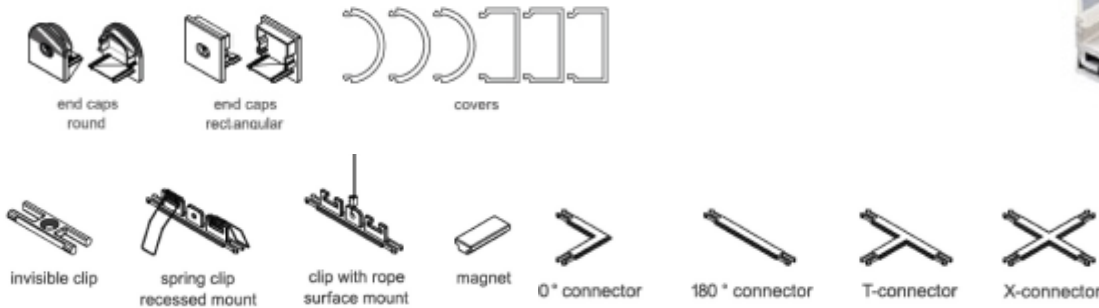


covers

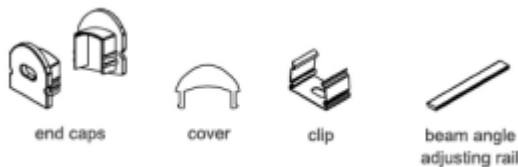
## Aluminum Channels



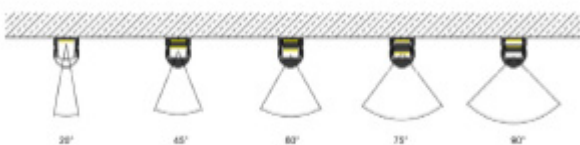
**Model:** TLA-21  
**Dimensions:** L2500 x W19 x H20.3 mm  
**Light Source Width:** 16.9 mm  
**Material:** anodized aluminum  
**Installation:** surface



**Model:** OLA-12  
**Dimensions:** L2500 x W15.5 x H18 mm  
**Light Source Width:** 10.8 mm  
**Material:** anodized aluminum  
**Installation:** surface  
**Beam Angle:** 20°, 45°, 60°, 75°, 90°



One profile for multiple lighting beam angles:



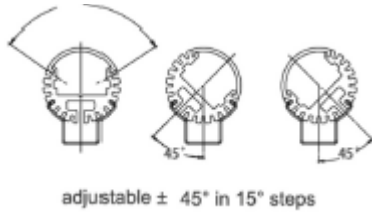
The OLA-12 profile offers an asymmetric inserting rail that can be placed in two different positions or with none. Combined with the lens, it offers five different light beam angles (depending on the LED size and height, 20° to 90°). This focuses the light and creates a variety of wallwasher effects.



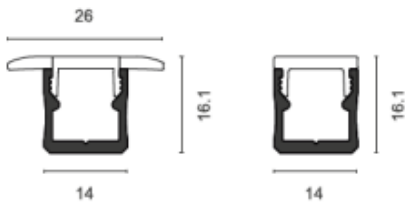
## Aluminum Channels



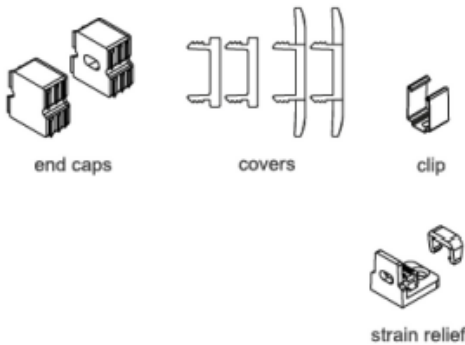
**Model:** TUBELINE-6  
**Dimensions:** L2500 x Ø16 mm  
**Light Source Width:** 10.2 mm  
**Material:** anodized aluminum  
**Installation:** rotatable in 15° steps ±45° in both directions

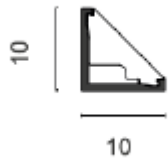


adjustable ± 45° in 15° steps

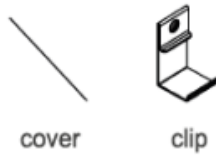


**Model:** MLA-16  
**Dimensions:** L2500 x W14 x H16.1 mm (no wings)  
**Dimensions:** L2500 x W26 x H16.1 mm (wings)  
**Light Source Width:** 11 mm  
**Material:** anodized aluminum  
**Installation:** surface (no wings) / recessed (wings)



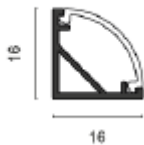


**Model:** CLA-10  
**Dimensions:** L3100 x W10 x H10 mm  
**Light Source Width:** 6 mm  
**Material:** anodized aluminum  
**Installation:** surface (designed for corners)

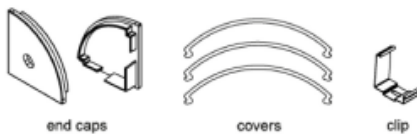


cover

clip



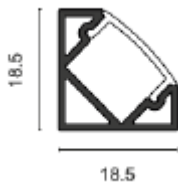
**Model:** CLA -16  
**Dimensions:** L2500 x W19 x H11 mm  
**Light Source Width:** 11 mm  
**Material:** anodized aluminum  
**Installation:** surface (designed for corners)



end caps

covers

clip



**Model:** ILA -19  
**Dimensions:** L2500 x W18.5x H18.5 mm  
**Light Source Width:** 12.4 mm  
**Material:** anodized aluminum  
**Installation:** surface (designed for corners)

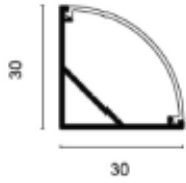


end caps

covers

clip

## Aluminum Channels



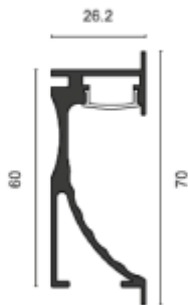
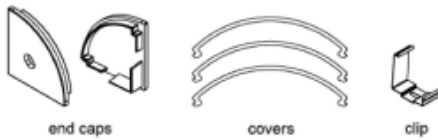
**Model:** CLA-30

**Dimensions:** L2500 x W30 x H30 mm

**Light Source Width:** 620.2 mm

**Material:** anodized aluminum

**Installation:** surface (designed for corners)



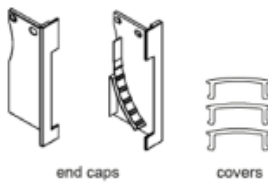
**Model:** SLA-70

**Dimensions:** L2500 x W26.2 x H70 mm

**Light Source Width:** 12.4 mm

**Material:** anodized aluminum

**Installation:** recessed for wall mount





*specialtylighting.com*  
*sales@specialtylighting.com*  
*704.538.6522*