



nuance

Project: _____ Type: _____
Item. No. _____
Location: _____
Notes: _____



specifications

electrical

- Electrical rating: 120V, 60Hz
- Power: Integral driver (non-dimmable)
- Switch: integrated on/off rocker
- Power cord: 5' 18/2 SPT (included)

lighting source

- LED
- Lumens: See ordering information
- Color Temperature: 4000K
- Color Rendering Index: >85

housing

- Aluminum housing with acrylic diffuser
- Finish options: black, white

dimensions

- Fixture length: 26"

mounting/installation

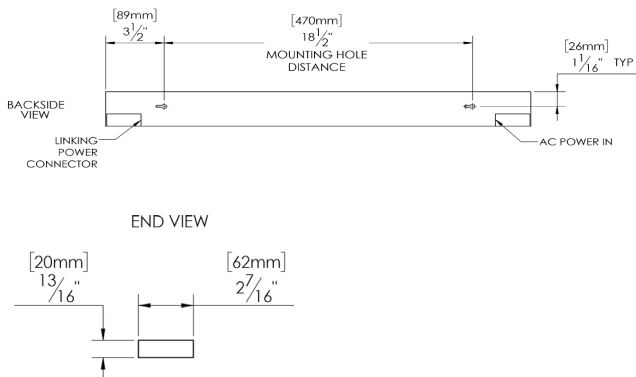
- Linkable up to 6 fixtures
- Can be linked with connecting cables
- Keyhole slots located on back of fixture

warranty/certification

- ETL listed


optional features

- Connecting cables
- 12' power cord
- Hardwire boxes (with or without switch)
- Other LED color temperatures
- *contact factory*




ordering information
fixtures

item number	catalog number	watts	voltage	color temp (K)	lumens	CRI	finish	switch	description
8500-0144	NAL650CWBK-RS	17.2	120	4000	645	>85	black	rocker	26" black with 5' power cord
8500-0154	NAL650CWWH-RS	17.2	120	4000	669	>85	white	rocker	26" white with 5' power cord



black finish



white finish



cable connected fixtures

ordering information
accessories

black		white		description
item number	catalog number	item number	catalog number	
4200-0052	SLFHWSBK	4200-0050	SLFHWSWH	Hardwire box <i>with</i> switch (connecting cable required to connect fixture to hardwire box)
4200-0053	SLFHWBK	4200-0051	SLFHWWH	Hardwire box without switch (connecting cable required to connect fixture to hardwire box)
4200-0060	SLFPC690BK	4200-0061	SLFPC690WH	6' power cord with 90 degree connector
4200-0062	SLFPC690HWBK	4200-0063	SLFPC690HWWH	6' pigtail power cord with 90 degree connector
4200-0064	SLFPC6BK	4200-0065	SLFPC6WH	6' power cord
4200-0066	SLFPC12BK	4200-0067	SLFPC12WH	12' power cord
4200-0068	SLFPC6BKRSW	4200-0069	SLFPC6WHRSW	6' power cord with roll switch 4' from plug
4200-0070	SLFCC6BK	4200-0071	SLFCC6WH	6" connecting cable
4200-0072	SLFCC12BK	4200-0073	SLFCC12WH	12" connecting cable
4200-0074	SLFCC18BK	4200-0075	SLFCC18WH	18" connecting cable
4200-0076	SLFCC24BK	4200-0077	SLFCC24WH	24" connecting cable
4200-0078	SLFCC36BK	4200-0079	SLFCC36WH	36" connecting cable
4200-0080	SLFCC48BK	4200-0081	SLFCC48WH	48" connecting cable
4200-0082	SLFCC72BK	4200-0083	SLFCC72WH	72" connecting cable



fixture to fixture connecting cable



hardware box with switch



hardware box without switch